

Supervisor

Introduction

Supervisors and contact center managers use the supervisor module to manage the day-to-day operations in the contact center. Supervisors can see and manage the ACD groups and agents to which they are assigned. Various views give an overview of the performance of the contact center in real-time as well as aggregated statistics which are cumulated over the current day.

Agents can request help from supervisors when involved in challenging calls. With one click the supervisor can conference himself into the agent's call to provide the assistance required. In addition, the supervisor can view a real-time view of all incoming and outgoing media events and can display KPI's regarding the performance of the contact center in a configurable wallboard.

Supervisors can change the assignment of agents to groups according to the current requirements of the contact center. They can also define the skills of agents within groups if this capability is enabled via their security group. Using the web messages module, they can send messages to agents directly or to a group of agents. This feature can be used to inform agents about important information regarding day-to-day operations in the contact center, such as special offers available or information to particular agents for administrative purposes like remembering their sick note or vacation application.

Supervisors can also operate as normal agents, if needed. All functions available to agents are available to supervisors, who can, as the need arises, work actively in the contact center groups they are assigned to. The available channels include calls inbound/outbound, chat, email, WhatsApp, voice mail and callbacks. In addition, supervisors can manage the contact center groups and agents. If required, their accounts can be configured so that only the management capabilities are available and they do not participate in taking calls or processing media events. For more information on agent functions, see "AgentHome".

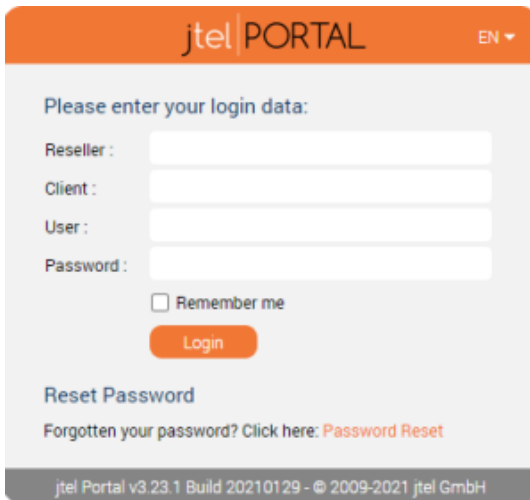
Supervisors can define, in the ACD groups assigned to them, which agents are available for the distribution of calls and events and with which skills they should be considered by the distribution algorithms configured in the ACD groups. Supervisors can view the availability of agents and corresponding call information using an intuitive interface organized in tabs. Furthermore, supervisors can configure important KPI's in a personal wallboard and generate reports on the fly or via subscriptions which are sent to them on a time schedule by email.

The WebClient (Full/MiniClient) or the MiniClient is used to log in to the Supervisor Client. For the management functions - which require a larger viewport on the screen - the Full client is recommended.

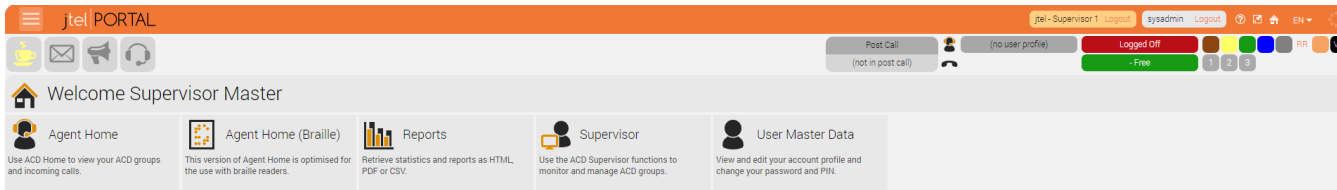
Details depend on the rights you have been granted in the system.

Log in

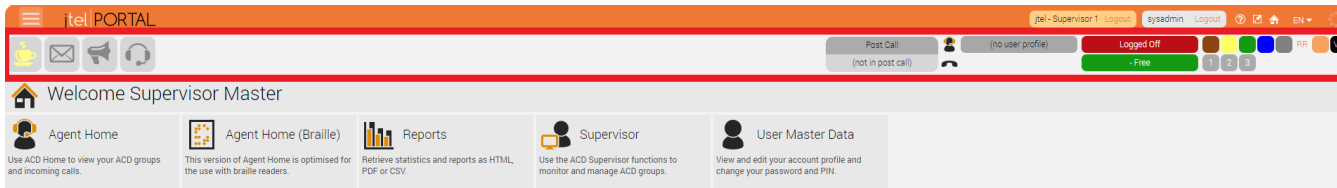
To log in, open the jtel portal via your browser.







Home Screen



Toolbar



	<p>Coffee cup icon = work break indicator</p> <p>The work break display shows whether it is currently possible to take a break. It shows the number of logged in agents in relation to the maximum number of agents allowed to take a break configured in the ACD group settings.</p> <ul style="list-style-type: none"> • Green = the agent can set the status to "Pause". • Yellow = if the agent sets the status to "Pause", then it would mean that the agent would exceed the relation configured in the ACD group. • Red = the agent cannot set the "Pause" status
	<p>Envelope icon = media events</p> <p>New media events are indicated by a flashing envelope icon in the toolbar.</p>
	<p>Megaphone symbol = banner message</p> <p>New banner messages are indicated by the flashing megaphone icon in the toolbar. Supervisor can send banner messages to groups or to individual agents (e.g., "Don't forget today's special offer..." or "Dear Sam, please remember to change your status to break when you go out for coffee")</p> <p>Supervisors can create and send messages to specific ACD groups and/or agents and supervisors. These messages are displayed in the recipients' web clients. It is possible to specify a period of time during which requisition messages should be displayed. So supervisors can prepare them in advance. Group messages can only be deleted by the supervisor and are automatically removed after the timestamp expires. Personal messages can be deleted by the agent or supervisor and will be removed automatically, after the configured timestamp has expired.</p>
	<p>Headset icon = Supervisor request</p> <p>When an agent requests the supervisor for assistance, the headset icon flashes.</p>

Calls and Media

49123456786 - Free

RR

2

3

Status

Selection of defined states such as calls and media, pause and more depending on customer specific requirements.

Phone numbers

Phone numbers: Selection of defined phone numbers for the supervisor's availability (e.g. office, mobile, home office, etc.).

Available options (tiles)

jtel PORTAL

jtel - Supervisor 1 Logged Out sysadmin Logout

Post Call
(not in post call)

(no user profile)

Logged Off

RR

VP

Welcome Supervisor Master

Agent Home

Use ACD Home to view your ACD groups and incoming calls.

Agent Home (Braille)

This version of Agent Home is optimised for the use with Braille readers.

Reports





Retrieve statistics and reports as HTML, PDF or CSV.

Supervisor

Use the ACD Supervisor functions to monitor and manage ACD groups.

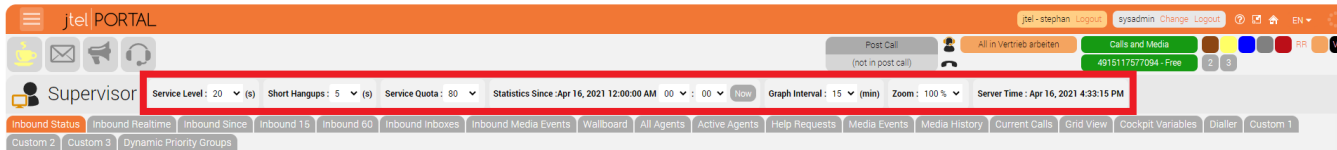
User Master Data

View and edit your account profile and change your password and PIN.

Agent Home	Home view of the agent.
Agent Home (Braille)	This version of Agent Home has been optimized for use with Braille readers.
Reports	Supervisors can access standard reports. Depending on the needs, additional reports can be activated for supervisors on a project-specific basis. Reports can be created on the fly or subscribed to, in which case they are sent to the supervisor by e-mail. Several formats are available: PDF, CSV, HTML or Excel files.
User Master Data	Users can view and change their personal settings (e.g. change password, change language and settings that affect web views)
Supervisor	<p>The main view of the supervisor is divided into intuitive tabs that the supervisor can select as needed. As a supervisor, for example, you get an overview of the status of the groups and agents you are supervising.</p> <p>Here you can keep an eye on essential parameters of the call center while it is running. Icons are displayed in the toolbar in case of special events (e.g. help request from agents).</p> <p>In the heads of some table columns you can see the symbols  or . This allows you to control the visibility of table contents. After clicking on  a dialog appears in which you can select and deselect table rows for viewing. After clicking on  a dialog appears where you can define the visibility and order of table columns. The operation is described in the section "The user interface".</p> <p>Clicking Details in the Action column of the first table will take you to a view where you can view and configure details of the ACD for the selected group.</p> <p>Use Map to display a map of the callers in the group. Each call is represented by a pin, several calls are combined in one slice. This gives you an overview of the distribution of your calls on the map. To use this service, the area codes must be maintained in the system with geo-data. Ask your system administrator if this representation is available for your region or country.</p>
Dialer-Campaigns (Optional Feature)	Supervisors can create outbound campaigns and assign them to agents (campaign management). Manual or automated dialer campaigns can be created.

Ansagen (Optional Feature)	The supervisor can upload and change the voice prompts for the ACD or IVR.
---	--

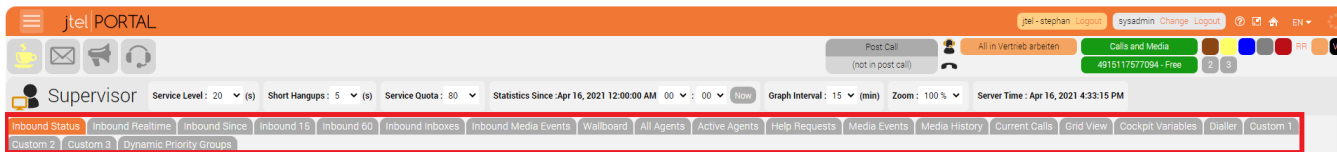
Header



On the Inbound Status, Inbound Real Time, Inbound Since, Inbound 15, Inbound 60 and Wallboard tabs, there are some settings available in the header area that affect the statistics displayed.

Service Level	Here you set what time you want to use as the service level for calculating some of the values in the tables.
Short Hangups	Here you define the time up to which calls are counted as short hangups. Short hangups are callers who hang up within a very short time after being put on hold.
Service Quota	For the calculation of the column X% answered in (s), set here which percentage of calls you want to consider.
Statistics Since	Here it is displayed since when calls are considered for the statistics. Here you can change the value of the hour as well as minute via the corresponding drop-down lists. If you click on "Now", the current server time is set.
Graph Interval	Here you set the granularity of some of the graphics in the <i>Wallboard</i> tab.
Zoom	The zoom function can be used to minimize the individual tiles so that as many as possible can be displayed on one screen.
Server Time	The current server time is displayed here as information.

Tabs



Here you can find real-time statistics on current calls and events in the system for the groups to which the supervisor with supervisor rights is assigned. Supervisors can set up the statistics to show only events and calls from the start of their work shift.

Supervisor

Service Level: 20 (3) | Short Messages: 1 (0) | Service Data: 0 | Statistics Since: Apr 14, 2021 12:00:00 AM | 00 (0) | Graph Interval: 15 (min) | Zoom: 100 % | Server Time: Apr 14, 2021 4:43:25 PM

Dynamic Priority Groups

Inbound Status

Inbound Realtime

Inbound Since

Inbound ID

Inbound ID

Inbound Inboxes

Inbound Media Events

Inbound All Agents

Inbound Active Agents

Inbound Help Request

Inbound Media Levels

Inbound Media History

Inbound Current Calls

Inbound Call View

Inbound Custom 1

Inbound Custom 2

Inbound Custom 3

Group

Name	Number	Calls Total	Availability Today	In Queue	Queue Time	Max. Waiting Time	Agent Calls	Service Level	Last Agent	Current Calls	Calls in Service Level
Vertrieb	101	0	0.00 %	0	00:00:00	00:00:00	0	0.00 %	0	0	0
Support	102	0	0.00 %	0	00:00:00	00:00:00	0	0.00 %	0	0	0
Total		0	0.00 %	0	00:00:00	00:00:00	0	0.00 %	0	0	0

Realtime Statistics

Group		Agents					Skill 1		Skill 2		Skill 3		Skill 4		Skill 5	
Name	Number	Agents Email	Logged In	Pause	Busy	Work Break Indicator	Name	Logged In	Free	Busy	Name	Logged In	Free	Busy	Name	Logged In
Vertrieb	101		2	2	0	0		0	0	0		0	0	0		0
Support	102		1	1	0	0		0	0	0		0	0	0		0
Total			2	2	0	0										

Today's Statistics

Group Name	Group Number	Calls Total	Unanswered Calls	Waiting Time Max.	Duration (All) Max.	Calls Control	Overflow Level	Enquiry Calls	In Service	Availability	Answered in 30 s	Out
Vertrieb	101	0	0	00:00:00	00:00:00	0	0	0	0.00 %	0.00 %	0.00 %	0
Support	102	0	0	00:00:00	00:00:00	0	0	0	0.00 %	0.00 %	0.00 %	0
Total		0	0	00:00:00	00:00:00	0	0	0	0.00 %	0.00 %	0.00 %	0

Group		Skill 1		Skill 2		Skill 3		Skill 4	
Group Name	Group Number	Name	Total	Answered	Servicelevel	Name	Total	Answered	Servicelevel
Vertrieb	101		0	0	0.00 %		0	0	0.00 % Details Map
Support	102		0	0	0.00 %		0	0	0.00 % Details Map
Total									


Inboxes

Name	Number	Inbox	E-mail	Total	Received	Answered
------	--------	-------	--------	-------	----------	----------


Here you can show or hide groups for the view in the supervisor.


Inbound Status **Inbound Realtime** **Inbound Since**



Dynamic Priority Groups

Group 

Name	Number	Calls Total
Vertrieb	101	0
Support	102	0
Total		0

Select visible groups 

Filter : X 2 records (1 to 2 out of 2) 

#	Group	Order	Show
1	Vertrieb (101)	Up Down	
2	Support (102)	Up Down	

All **None** **Alpha** **Close**

This tab allows you to view content from [Supervisor - Realtime Values](#), [Supervisor - Daily Statistics](#) as well as [Supervisor - Media Events](#).

Here you can find the real-time statistics on incoming calls for the groups to which the supervisor with supervisor rights is assigned. All calls that have been completed are not included here. Availability and service level a

Supervisor Service Level: 20 (s) Short Hangups: 5 (s) Service Quota: 80 Statistics Since: Apr 16, 2021 12:00:00 AM 00 : 00 : 00 Now Graph Interval: 15 (min) Zoom: 100 % Server Time: Apr 16, 2021 4:5

Inbound Status Inbound Realtime Inbound Since Inbound 15 Inbound 60 Inbound Inboxes Inbound Media Events Wallboard All Agents Active Agents Help Requests Media Events Media History Current Calls Grid View

Dynamic Priority Groups

Group Realtime Statistics

Name	Number	Calls Total	Availability Today	In Queue	0 Queue Time	Max. Waiting Time	Agent Calls	Service Level	Last Agent	Current Calls	Calls in Service Level	In Queue (%)	Action
Vertlieb	101	0	0.00 %	0	00:00:00	00:00:00	0	0.00 %	0	0	0	0	Details Map
Support	102	0	0.00 %	0	00:00:00	00:00:00	0	0.00 %	0	0	0	0	Details Map
Total				0	00:00:00	00:00:00	0	0.00 %	0	0	0	0	

Group Agents Skill 1 Skill 2 Skill 3 Skill 4 Skill 5

Name	Number	Agents	Logged In	Pause	Busy	Work Break Indicator	Name	Logged In	Free	Busy	Name	Logged In	Free	Busy	Action
Vertlieb	101	2	2	0	0			0	0	0		0	0	0					Details Map
Support	102	1	1	0	0			0	0	0		0	0	0					Details Map
Total		2	2	0	0														

Current Calls

ACD Group	Remote	Priority	ACD Agent	Start	Connected	Waiting Time	Duration	Action
-----------	--------	----------	-----------	-------	-----------	--------------	----------	--------

This tab allows you to view content from [Supervisor - Realtime Values](#).

Here you can find daily statistics. The time from when calls are displayed can be set in the header.

Supervisor Service Level: 20 (s) Short Hangups: 5 (s) Service Quota: 80 Statistics Since: Apr 16, 2021 12:00:00 AM 00 : 00 : 00 Now Graph Interval: 15 (min) Zoom: 100 % Server Time: Apr 16, 2021 5:08:53 PM

Inbound Status Inbound Realtime Inbound Since Inbound 15 Inbound 60 Inbound Inboxes Inbound Media Events Wallboard All Agents Active Agents Help Requests Media Events Media History Current Calls Grid View Co

Dynamic Priority Groups

This tab allows you to view content from [Supervisor - Daily Statistics](#)

Here you can find the daily statistics for the last 15 minutes.

Supervisor Service Level: 20 (s) Short Hangups: 5 (s) Service Quota: 80 Statistics Since: Apr 16, 2021 12:00:00 AM 00 : 00 : 00 Now Graph Interval: 15 (min) Zoom: 100 % Server Time: Apr 16, 2021 5:13:38 PM

Inbound Status Inbound Realtime Inbound Since Inbound 15 Inbound 60 Inbound Inboxes Inbound Media Events Wallboard All Agents Active Agents Help Requests Media Events Media History Current Calls Grid View Custom Variables Queue Custom 1 Custom 2 Custom 3

Dynamic Priority Groups

This tab allows you to view content from [Supervisor - Tagesstatistik](#) however, not narrowed down by statistics since, but values of the last 15 minutes.

Here you can find the daily statistics of the last 60 minutes.

Supervisor Service Level: 20 (s) Short Hangups: 5 (s) Service Quota: 80 Statistics Since: Apr 16, 2021 12:00:00 AM 00 : 00 : 00 Now Graph Interval: 15 (min) Zoom: 100 % Server Time: Apr 16, 2021 5:16:28 PM

Inbound Status Inbound Realtime Inbound Since Inbound 15 Inbound 60 Inbound Inboxes Inbound Media Events Wallboard All Agents Active Agents Help Requests Media Events Media History Current Calls Grid View Custom Variables Queue Custom 1 Custom 2 Custom 3

Dynamic Priority Groups

[This tab allows you to view content from Supervisor - Tagesstatistik](#) however, not narrowed down by statistics since, but values of the last 60 minutes.

